

The USG Virtual Benefits Fair Navigation Guide

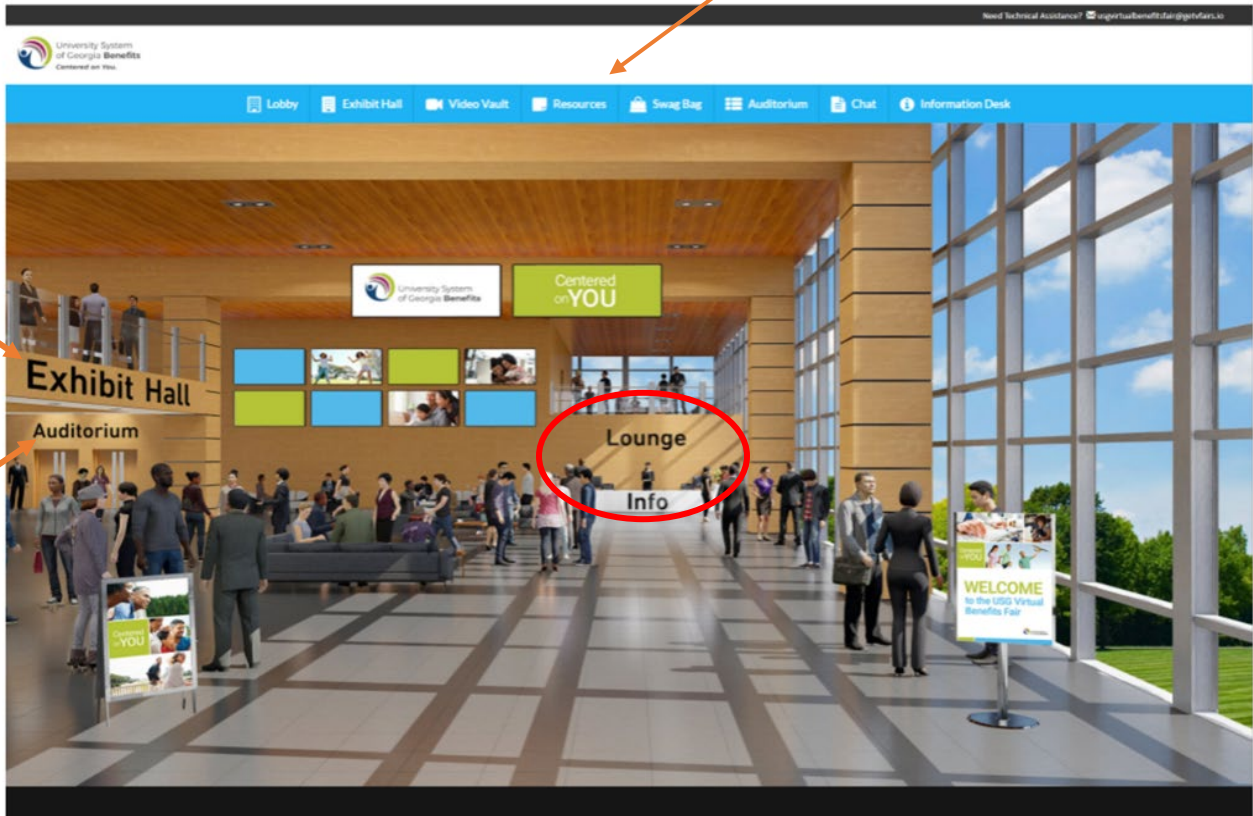
The Lobby

The main page after the login

Navigation Shortcuts

To Vendor
Booths

To Live
Events



Employees can access everything from the lobby.

- **Exhibit Hall** – How employees access the vendor booths
- **Information Desk** – Has several Open Enrollment Communication pieces. Think of this as an “HR” type booth.
- **Auditorium** – Where employees will be directed to view Live Events. 5 mins prior to an event, there will be a pop-up in lower right-hand corner with a “Join” button. From the auditorium, there will be a “Join” button 5 mins prior to the event
- **Navigation Shortcuts** – Is where employees can quickly access all features of the virtual fair including, the Video Vault, Resources, Swag Bag and the Vendor Chat feature.

The USG Virtual Benefits Fair Navigation Guide

The Information Booth




Things you can access at the Information Desk:

- **The 2021 Comparison Guide**
- **Open Enrollment Overview Video**
- **Open Enrollment Newsletters (Active and Pre-65)**
- **Short-cuts to the Auditorium and Chat room**


Note: The Comparison Guide is located in several places. The USG Open Enrollment website, the Accolade and Anthem Booths and Information Desk

The USG Virtual Benefits Fair Navigation Guide

Inside Exhibit Hall



- ✓ Visit Vendor Booths
- ✓ Get Benefit Information
- ✓ Use 1:1 Chat feature



The USG Virtual Benefits Fair Navigation Guide

Inside Auditorium

- Live Events 10 a.m. and 12 p.m.
- Click the screen to attend the live events.
- A “Join” button will appear 5 mins before the session begins.
- Videos will remain on-demand after the presentation

